



# State Advocacy Toolkit

American Traffic Safety Services Association  
ATSSA.com



# Table of Contents

<b>Overview .....</b>	<b>3</b>
<b>How to Use This Toolkit.....</b>	<b>3</b>
<b>Part I. Introduction to Advocacy .....</b>	<b>4</b>
Benefits of Advocacy .....	5
<b>Part II. Understanding the Legislative Process.....</b>	<b>7</b>
State Legislative Terms .....	7
Legislative Terms Examples .....	11
State Policy 101.....	12
Legislative Process Flowchart.....	18
<b>Part III. Building your Advocacy Day Plan .....</b>	<b>19</b>
State Advocacy Day Request Form.....	19
Advocacy Action Plan Template .....	19
Advocacy Day Planning Timeline .....	20
Advocacy Meeting Checklist .....	20
Sample Follow-Up/Thank You Note.....	20
Requesting a Site Visit .....	20
Creating Your Advocacy Day SMART Goals .....	21
Tips for a Successful Follow-Up .....	23
<b>Part IV. How to Successfully Communicate with Policymakers .....</b>	<b>25</b>
Dos and Don'ts for Meeting with Legislators .....	25
Potential Arguments and Counterarguments.....	27
<b>Part V. Tracking Legislation .....</b>	<b>30</b>
<b>Appendix: State Websites .....</b>	<b>31</b>



## Overview

Since 1969, the American Traffic Safety Services Association (ATSSA) has represented companies and individuals in the roadway safety infrastructure industry. Over 1,700 ATSSA member companies provide the products, services and devices used to make our nation's roadways safer.

ATSSA is proud to be the leading advocate for roadway safety, and we believe that government must unite with private industry to help dramatically reduce the 37,000+ deaths that occur annually on our roadways and move Toward Zero Deaths. Our State Government Relations Department aids in working towards this goal by collaborating with the roadway safety infrastructure industry to educate state decision-makers and advocate for roadway safety infrastructure policies and funding. Additionally, through the team's work with state legislators, legislators on the House and Senate Transportation Committees, and legislators on the House and Senate Appropriations Subcommittees on Transportation, we can effectively advocate for policies that save lives.

Join us as we work toward achieving zero deaths on our nation's roadways by promoting policies that invest in roadway safety infrastructure and make our roads safer.

[ATSSA.com](http://ATSSA.com) | [govrelations@atssa.com](mailto:govrelations@atssa.com)

Capitol Hill Office: 512 8th Street, SE, Washington, DC 20003

## How to Use This Toolkit

The State Advocacy Toolkit is designed to equip ATSSA members with the resources and strategies necessary to advocate for traffic safety improvements at the state level. The explanations and processes outlined in this toolkit will allow members to familiarize themselves with how to successfully engage with legislators, champion legislation and host state advocacy days. Within the toolkit, members can expect to learn the following:

- The importance of engaging in advocacy
- The basics of the state legislative process
- How to communicate with state policymakers
- How to plan a successful state advocacy day
- How to familiarize yourself with tracking legislation



## **Part I. Introduction to Advocacy**

Advocacy is the active process of supporting a cause or proposal to bring about change. For ATSSA and its chapters, advocacy is a key tool in promoting roadway safety and influencing public policies that protect all roadway users across the country. Advocacy is multifaceted and involves raising awareness, shaping public opinion, and engaging with policymakers to enact legislation and policies that are beneficial to industry and all roadway users.

ATSSA's advocacy efforts focus on advancing measures that reduce traffic accidents and fatalities and increase safety for everyone who works on or uses the nation's roadways. By advocating for stronger laws, improved infrastructure and increased funding for safety programs, ATSSA members can become the leaders in driving improvements in roadway safety. Effective advocacy leads to the implementation of evidence-based practices, the adoption of innovative technologies and increased funding for critical safety initiatives. Through dedicated advocacy, ATSSA aims to save lives and improve the quality of life in our communities by ensuring safer roads for everyone.

Through successful state advocacy initiatives, ATSSA strives to address vital policies impacting state and local safety roadway infrastructure, beginning with the state policy priorities below:

### **1. Position ATSSA as the leading advocate for roadway safety**

Each ATSSA chapter shall aim to be recognized as the primary advocate for roadway safety within its state. Chapters shall also support and defend dedicated funding mechanisms for transportation and roadway safety, ensuring that these funds are protected and used effectively. Hosting events, participating in public hearings and collaborating with other safety organizations can help amplify your chapter's voice and influence.

### **2. Equip ATSSA members with the skills and resources to successfully navigate the legislative process**

To effectively advocate for roadway safety, ATSSA members must have a comprehensive understanding of the legislative process. This includes understanding how a bill becomes a law, the roles of committees, and the timelines and procedures for introducing and passing legislation. Members shall feel confident and comfortable when meeting with lawmakers to advocate for roadway safety. To achieve this, the State Government Relations Department will provide ongoing support and resources, such as talking points, fact sheets and policy briefs.

### **3. Initiate and/or support legislation and regulatory reforms that positively impact roadway safety**

Chapters shall proactively identify legislation and regulatory reforms that can enhance roadway safety in their state(s). Under the guidance of the State Government Relations Department, chapters shall actively be involved with the bill drafting and amending processes and support proposed bills and regulations. Members shall feel comfortable monitoring the regulatory process closely and providing comments that support roadway safety initiatives and ATSSA's interests. When beneficial, chapters should collaborate with other advocacy groups to strengthen our efforts and create a unified voice for roadway safety.

### **4. Promote the Adoption of Innovative Roadway Safety Technologies**

Chapters shall advocate for the integration of advanced safety technologies into state transportation plans, including technologies such as intelligent transportation systems, automated enforcement systems and advanced traffic management solutions. Chapters shall support pilot programs and research initiatives that demonstrate the effectiveness of new safety technologies. When meeting with policymakers, chapters should highlight successful case studies and data-driven results to persuade these decision makers and the public of the benefits of adopting these technologies.

## **Benefits of Advocacy**

Through membership in ATSSA, our members have access to our State Government Relations Department and can engage in all of their advocacy efforts. By actively participating in these efforts, members can play a part in influencing critical decisions that shape traffic safety policies and regulations for years to come. Advocacy not only helps to advance ATSSA's mission, but also empowers members to make a tangible impact on roadway safety, some of the benefits our members can expect through actively engaging in advocacy are:

### **Raising Awareness**

- Advocacy efforts can raise awareness about critical issues related to roadway safety and infrastructure, ensuring that these issues remain a priority for policymakers and the public.
- By providing data, research and expert opinions, ATSSA members can help inform the decision-making processes at the state and local levels.

### **Influencing Current and Future Legislation**

- ATSSA members can help shape and influence policies, regulations and legislative outcomes that directly impact the industry, ensuring that vital interests and concerns are addressed.

- Proactively addressing policy and regulations allows ATSSA members to be involved in passing beneficial legislation and driving positive changes, instead of reacting to unfavorable legislation and policies after they have been introduced.

### **Enhancing Industry Reputation**

- Advocacy positions members as leaders in their field, building credibility within the industry and among policymakers.
- Advocacy efforts can enhance the public image of state chapters and ATSSA overall, showcasing members' commitments to safety for workers and all roadway users.
- Raising awareness about the importance of roadway safety and road infrastructure can position members as leaders and experts in the field, enhancing their professional reputation.

### **Building and Strengthening Relationships**

- Advocacy efforts often involve collaboration with other industry professionals and stakeholders, providing valuable opportunities to build relationships that can lead to strategic partnerships and beneficial collaborations.
- Sharing ATSSA's message with state legislators allows members to establish themselves as experts in the industry who legislators can reach out to for strategic input and advice.

### **Driving Ongoing Change**

- ATSSA members can help create a stable regulatory environment that supports ongoing improvements in traffic safety and infrastructure quality.
- Long-term advocacy can lead to improved safety standards and a reduction in road accidents and fatalities, creating safer environments for all road users.
- Continuous advocacy can drive the adoption of innovative safety solutions, keeping ATSSA members at the forefront of industry advancements.
- Consistent advocacy can create new business opportunities for members by ensuring a steady pipeline of projects and contracts.



## Part II. Understanding the Legislative Process

### State Legislative Terms

*Below you will find a list of key terms that you may come across while meeting with legislators or engaging in other forms of advocacy. Additionally, you will find some of how you may hear or read these terms being used.*

**Act** - Legislation which has passed both chambers of Congress in identical form, been signed into law by the president, or passed over his veto, thus becoming law. Technically, this term also refers to a bill that has been passed by one house and engrossed.

**Amendment** - A proposal to alter the text of a pending bill or other measure by striking out some of it, by inserting new language, or both. Before an amendment becomes part of the measure, the Senate must agree to it.

**Apportionment** - The act of establishing legislative districts across a state, broken up by population size, from which legislators are elected.

**Appropriation** - The provision of funds, through an annual appropriations act or a permanent law.

**Authorization** - A statutory provision that obligates funding for a program or agency. An authorization may be effective for one year, a fixed number of years, or an indefinite period. An authorization may be for a definite amount of money or for "such sums as may be necessary."

**Bicameral** - A system of government where the legislative body is made up of two chambers, the House and the Senate.

**Biennium** - A two-year term of legislative activity.

**Bill** - The principal vehicle employed by lawmakers for introducing their proposals (enacting or repealing laws, for example). They address either matters of general interest ("public bills") or narrow interest ("private bills").

**Carry-over legislation** - Legislation introduced in the first half of a biennium term that is brought over to the second half to continue being worked on.

**Caucus** - An informal organization of legislators in the House or the Senate, or both, that exists to discuss issues of mutual concern and possibly to perform legislative research and policy planning for its members. There are regional, political or ideological, ethnic and economic-based caucuses.

**Chairman** - The presiding officer of a committee or subcommittee, who is a member of the majority party.

**Committee** - A subdivision of the Senate or House that considers legislation, conducts hearings and investigations, or carries out other assignments as instructed by the chamber. Most Committees are divided into specialized subcommittees. For example, the House Appropriations Committee has a Subcommittee on Labor, Health and Human Services, and Education.

**Committee Jurisdiction** - The subjects and functions assigned to a committee by rule, resolution, precedent or practice, including legislative matters, oversight and investigations, and nominations of executive officers.

**Companion Bill or Measure** - Similar or identical legislation which is introduced in the Senate and House. House and Senate lawmakers who share similar views on legislation may introduce a companion bill in their respective chambers to promote simultaneous consideration of the measure.

**Cosponsor** - A senator or representative who adds his or her name as a supporter to the sponsor's bill.

**Died in Committee** - When legislation introduced to a committee is never voted out of committee and brought to the floor for a vote by the whole chamber.

**First Reading** - The first presentation of a bill

**Fiscal Year** - The fiscal year is the accounting period for the federal government which begins on Oct. 1 and ends on Sept. 30. The fiscal year is designated by the calendar year in which it ends; for example, fiscal year 2026 begins on Oct. 1, 2025, and ends on Sept. 30, 2026.

**Floor** - Action "on the floor" is that which occurs as part of a formal session in the House or Senate. An action "from the floor" is one taken by a Senator or Representative during a session of the Senate. A congressman who has been recognized to speak by the chair is said to "have the floor."

**Floor Leaders** - The majority leader and minority leader are elected by their respective party conferences to serve as the chief spokesmen for their parties and to manage and schedule the legislative and executive business of the House and Senate. By custom, the



presiding officer gives the floor leaders priority in obtaining recognition to speak on the floor of the Senate.

**Germane** - On the subject of the pending bill or other business; a strict standard of relevance.

**Hearing** - A meeting of a committee or subcommittee – generally open to the public – to take testimony to gather information and opinions on proposed legislation, to investigate, or review the operation or other aspects of an agency or program.

**Hold** - An informal practice by which a senator or representative informs his or her floor leader that he or she does not wish a particular bill or other measure to reach the floor for consideration. The majority leader need not follow the wishes but is on notice that the opposing senator may filibuster any motion to proceed to consider the measure.

**"Lame Duck" Session** - When Congress (or either chamber) reconvenes in an even-numbered year following the November general elections to consider various items of business. Some lawmakers who return for this session will not be in the next Congress. Hence, they are informally called "lame duck" legislators participating in a "lame duck" session.

**Legislative Session** - The part of the Senate's or House's daily session in which it considers legislative business (bills, resolutions and actions related thereto).

**Markup** - The process by which congressional committees and subcommittees debate, amend, and rewrite proposed legislation.

**Member elect** - A member who has been elected, but has not yet started their term or been sworn in.

**Prefile** - Introducing legislation before the opening of the legislative session.

**Public Law** - A public bill or joint resolution that has passed both chambers and been enacted into law.

**Override a Veto** - When a governor vetoes a bill, the state legislature can override the veto by obtaining a two-thirds majority vote in both chambers of the state legislature. If the state legislature successfully achieves this two-thirds majority, the bill becomes law without the governor's signature.

**Ranking Minority Member** - The highest ranking (and usually longest serving) minority member of a committee or subcommittee. Senators may not serve as ranking minority member on more than one standing committee.

**Reapportionment** - Redrawing of district lines.

**Recess** - A temporary interruption of the House or Senate's proceedings, sometimes within the same day. They may also recess overnight rather than adjourn at the end of the day. Recess also refers to longer breaks, such as the breaks taken during holiday periods.

**Roll Call Vote** - A vote in which each legislator votes "yea" or "nay" as his or her name is called by the clerk, so that the names of congressmen voting on each side are recorded.

**Seniority** - The status given to congressmen according to their length of service, which entitles a senator with greater seniority to preferential treatment in matters such as committee assignments.

**Sine Die** - Latin for "without day", the final adjournment of the legislative session and marks the end of all legislative activity.

**Subcommittee** - Subunit of a committee established for the purpose of dividing the committee's workload. Recommendations of a subcommittee must be approved by the full committee before being reported to the House or Senate.

**Sunset** - The expiration of a legislative measure, for the measure to continue new legislation must be passed.

**Supermajority** - When one political party has enough legislators in one chamber to meet specific threshold of votes needed to pass certain types of legislation or to override a veto, often a two-thirds majority.

**President of the Senate** - The presiding officer of the Senate, in most states this is the Lt. Governor while in other states the President is elected by other Senators.

**Unanimous Consent** - A senator or representative may request unanimous consent on the floor to set aside a specified rule of procedure to expedite proceedings. If no one objects, the House or Senate permits the action, but if anyone objects, the request is rejected. Unanimous consent requests with only immediate effects are routinely granted, but ones affecting the floor schedule, the conditions of considering a bill or other business, or the rights of other legislators, are normally not offered, or a floor leader will object to it, until all representatives senators concerned have had an opportunity to inform the leaders that they find it acceptable.

**Unicameral** - A legislature with only one chamber. Nebraska is the only state in the U.S. that has a unicameral legislature.

**Veto** - The procedure established under the State Constitution by which the Governor refuses to approve a bill or joint resolution and thus prevents its enactment into law. A

regular veto occurs when the Governor returns the legislation to the chamber in which it originated. The Governor usually returns a vetoed bill with a message indicating their reasons for rejecting the measure. The veto can be overridden only by a two-thirds vote in both the Senate and the House.

**Voice Vote** - A vote in which the presiding officer states the question, then asks those in favor and against saying "Yea" or "Nay," respectively, and announces the result according to his or her judgment. The names or numbers of legislators voting on each side are not recorded.

**Vote** - Unless rules specify otherwise, the Senate or House may agree to any question by a majority voting, if a quorum is present. The Chair puts each question by voice vote unless the "yeas and nays" are requested, in which case a roll call vote occurs.

**Whips** - Assistants to the floor leaders who are also elected by their party conferences. The majority and minority whips (and their assistants) are responsible for mobilizing votes within their parties on major issues. In the absence of a party floor leader, the whip often serves as acting floor leader.

## Legislative Terms Examples

1. After *HB 654* was stalled in the House Transportation Committee due to fighting over the legislative language, Senator Smith, **Chairman** of the Senate Transportation Committee, introduced a **companion bill** in the Senate. The bill was **voted** favorably out of the committee where it then was sent to the Senate **floor** to receive a vote by the whole Senate. Before the vote, the **floor leaders** sent their **whips** to sway legislators in the party who were still undecided about how they would vote.
2. Following the general election, the legislature entered a **lame duck session**, which involved long **recesses** and little committee action. Representative Jefferson used this down time to meet with some of the **members elect** to discuss her legislative priorities and see if any of them would be interested in **cosponsoring** the legislation she was going to introduce during the next **legislative session**. Representative Jefferson drafted legislative text and **prefiled** it before the session started in the hopes it would be referred to a committee quickly.
3. The **Senate Majority Leader** made the decision to **hold SB 919** from going up for a **vote** after the Governor indicated that he was going to **veto** the legislation if it went to his desk. The Majority Leader's party did not have a **supermajority** to **override** the Governor's **veto**, so the legislation **died** on the Senate Floor.

4. After the bill was introduced and received its **first reading**, it was referred to the Appropriations **Subcommittee** on Transportation. During the subcommittee's **markup** process they held multiple **hearings** to garner feedback from the public related to different Department of Transportation programs and their associated funding levels. Based off of the feedback, the Subcommittee altered funding levels for several DOT programs and increased funding for traffic safety initiatives. Once the bill was **amended**, it was voted out of the subcommittee where it went to the Appropriations Committee to receive a vote from the entire committee.

## State Policy 101

*Disclaimer: Not all states operate in the same way and may have different structures and processes in place. This section is aimed to serve as a brief outline of how a “typical” state government functions and is not an extensive overview of every state. For more information on how your state operates, please visit your legislature’s website, which can be found in the [appendix on page 32](#) Appendix: State Websites.*

## Understanding the Three Branches of Government

State governments function similarly to the federal government and are divided into three separate branches: Executive, Legislative and Judicial.

### **Executive Branch**

The Executive Branch consists of the Governor and the Lieutenant Governor, who can be viewed as the President and Vice President of their state. Depending on the state, the Governor and Lt. Governor can either be elected separately or run on the same ticket. States that allow for the two offices to run separately could potentially face a scenario where they are controlled by a Governor and a Lt. Governor from two different political parties. Similarly to the federal level, most states elect their Governors to four-year terms. The only exceptions are in New Hampshire and Vermont where Governors are elected to a two-year term.

The Governor serves as the chief executive officer of the state, and is responsible for implementing state laws, managing state agencies, and overseeing the state budget. Additionally, they are the Commander-in-Chief of the state's National Guard and may also have emergency powers during times of crisis.

In the legislative arena, the Governor can propose legislation, deliver the State of the State address to lay out their policy agenda, and has the authority to sign or veto bills passed by the state legislature. They also have the power to issue executive orders. Another critical role of the Governor is their budget authority, which involves preparing and presenting the state budget, making spending recommendations to the legislature, and ensuring the state's financial stability.

The Lieutenant Governor holds unique duties and powers in both the executive and legislative branches. In more than half of the states, the Lieutenant Governor presides over the state Senate, where they oversee legislative proceedings and have the power to cast tie-breaking votes. They are also able to set forth their own policy agenda by working with the Governor to develop and promote key initiatives, aid in shaping legislative priorities, address key issues facing the state, and support the Administration's agenda.

### ***Legislative Branch***

The legislative branch serves as the state's congress and is tasked with creating and passing laws. Forty-nine states have a bicameral legislature which is comprised of the House, sometimes referred to as the General Assembly, and the Senate; the only exception is Nebraska, which has a unicameral government where all legislators are referred to as "senators". State Representatives (or Assemblymen) and Senators are elected to represent a district, an electoral division of a state, that is portioned based on population size. Depending on the state's laws and Constitution, legislators in the Senate and House serve either two- or four-year terms.

State legislatures are responsible for creating, amending and repealing state laws. They have the power to introduce bills and vote on their passage to address various issues affecting the state. As part of their legislative authority, state legislators can propose and ratify amendments to their state Constitutions. The legislative branch also has budgetary authority, giving them the authority to approve the state budget, allocate funds for different government programs and services, and oversee state spending to ensure fiscal responsibility.

### ***Judicial Branch***

Every state has its own judicial pyramid, similar to the federal system consisting of trial courts, appeals courts, and a supreme court at the top overseeing them all.

State courts are established via their state Constitution and laws. These courts are responsible for interpreting and applying state laws, statutes, and regulations to resolve legal disputes and ensure justice is served within the state's jurisdiction. They enforce laws by issuing rulings, orders and judgments that uphold the legal rights, obligations and responsibilities of individuals and entities within the state. The State Supreme Court is the highest court and has the final say on legal decisions within the state. The Justices are tasked with interpreting the state Constitution to ensure that laws and government actions comply with constitutional principles and protections. Decisions made by the State Supreme Courts establish legal precedents that guide lower courts in understanding and applying the law.

## **Checks and Balances**

Checks and balances in state government operate similarly to the system at the federal level, aiming to prevent any one branch of government from becoming too powerful. By distributing powers among the three branches of government and establishing

mechanisms for oversight and accountability, checks and balances help maintain a system of governance that upholds the rule of law, protects individual rights and prevents any branch from dominating the others.

### ***Executive Branch***

In the Executive Branch, the Governor wields the authority to check the powers of the Legislative and Judicial Branches. The Governor can veto legislation passed by the state legislature, preventing it from becoming law unless the legislature overrides the veto. Additionally, the Governor can propose budgets and policies that influence legislative decisions and can call the legislature back for special sessions to address specific issues. The Governor also appoints judges and justices, enforces court decisions, and has the power to grant pardons.

### ***Legislative Branch***

The Legislative Branch has its own set of checks on the other branches. State legislatures provide oversight of the Executive Branch by monitoring the implementation of laws, reviewing state agency actions and holding hearings to investigate government operations. They also have the power to override a Governor's veto, allowing the legislation to become law without the Governor's signature. Furthermore, state legislatures may have the authority to confirm or reject appointments made by the Governor to key positions, such as cabinet members, judges and agency officials.

### ***Judicial Branch***

The Judicial Branch ensures that the laws and actions of the other branches comply with the state Constitution. State supreme courts have the power of judicial review, allowing them to review the constitutionality of laws and government actions. State courts can declare executive actions unconstitutional, review the legality of gubernatorial orders and ensure that the executive branch operates within the bounds of the law. Additionally, state courts can review the constitutionality of laws passed by the legislature, interpret statutes and ensure that legislative actions comply with the state Constitution.

## **Legislative Sessions**

State governments hold legislative sessions where elected representatives meet to draft and vote on legislation and set state policies.

### ***Regular Sessions***

Forty-six states hold annual regular sessions, while the other four states – Montana, Nevada, North Dakota and Texas – meet only in odd-numbered years. The length of a legislative session varies by state and is determined by either the Constitution, statute or the legislature. Some states have full-time legislators who meet year-round, while other legislatures are part-time as they are only in session for a few months a year. During the legislative session hundreds to thousands of bills are introduced, covering a wide range of issues that are important to the Governor, Committees and individual legislators. Legislators must also pass a state budget and fund all the state agencies and departments.

## ***Legislative Process***

The legislative process begins with the introduction of bills by legislators on various topics, which are then assigned to committees for review and consideration. Committees hold hearings, gather input from stakeholders and make recommendations on bills before sending them to the full chamber for debate. On the floor, lawmakers debate and amend bills, discussing their merits, implications and potential impact. Following debate, legislators vote on the bills, if it passes it is sent over to the other chamber where the process starts over in committee. If a bill passes both chambers, it is sent to the Governor, who can either sign it into law or veto it. If the Governor vetoes a bill, it can still become law if one party has a supermajority in both chambers of the legislature, allowing them to override the Governor's veto. In 36 states, a supermajority is considered as one party controlling two-thirds of the seats in the chamber.

## ***Special Sessions***

A special session is a period when the legislature convenes outside of the regular legislative session to address a specific issue that wasn't finalized during the regular session or requires immediate attention. Depending on the state, these sessions can be called by the Governor or the legislature – in 13 states, only the Governor can call a special session, while in 37 states, either the Governor or the legislature can call one. There are no limits on the number of special sessions that can be called, however many states place a limit on how long a special session can last.

## **State Constitutions**

Similar to the United States Constitution, each state has its own Constitution which serves as the foundation for laws and outlines the structure of government. In fact, several states, then colonies, have Constitutions that predate the U.S. Constitution. As part of the system of checks and balances, state constitutions make sure that within the U.S.'s governmental system states are allowed to have their own rights and place a check on federal powers. There are several reasons why it is important that states have their own constitutions.

**State-Specific Governance:** State Constitutions allow each state to establish their own system of governance tailored to their unique needs, values and priorities. State Constitutions allow them to establish their own rules for the state legislature and address local issues and constituent needs effectively.

**Division of Powers:** State Constitutions define the distribution of powers between the state government and local governments within the state; outlining the roles and responsibilities of officials, legislative bodies and state agencies and institutions.

**Protection of State Rights:** State Constitutions protect the rights and liberties of their constituents, often including provisions that extend beyond the protections provided by the U.S. Constitution.

## Federal vs. State Powers

In the U.S. Constitution, the 10<sup>th</sup> Amendment outlines the powers that are granted to the states as being, “powers not delegated to the United States by the Constitution, nor prohibited by it to the states, are reserved to the states respectively, or to the people.” This means that unless the U.S. Constitution explicitly grants a power to the federal government, it belongs to the states. These powers, also known as the Reserved Powers, include many areas such as education, public health and interstate commerce. These powers grant states the ability to pass laws and regulations that protect the well-being of their citizens. The framers of the U.S. Constitution intended the 10<sup>th</sup> Amendment to act as a safeguard against federal overreach, by allowing states to act autonomously and ensuring that a division of powers remains between state and federal governments.

If the 10<sup>th</sup> Amendment lays out the powers reserved to the states, then what are the powers the U.S. Constitution specifically delegates to the federal government?

### ***Supremacy Clause***

The Supremacy Clause establishes that the U.S. Constitution and federal laws are the supreme law of the land, superseding conflicting state laws and requiring states to comply with federal regulations.

### ***Enumerated Powers***

Enumerated Powers are the powers specifically granted to the Executive, Legislative and Judicial branches in the U.S. Constitution. These powers include declaring war, minting money, regulating interstate commerce and taxation.

### ***Implied Powers***

The federal government also has implied powers that are not explicitly stated in the U.S. Constitution but are necessary to carry out their enumerated powers. Implied powers are based on the U.S. Constitution’s Necessary and Proper Clause, also referred to as the Elastic Clause, which is the legal basis for the federal government to do everything “necessary and proper” to protect the American people outside of their enumerated powers.

## Interactions with the Federal Government

States interact with the federal government through various channels, including receiving federal funding, implementing federal programs and complying with federal laws.

### ***Federal Funding***

States receive federal funding through grants, which can be either categorical grants or block grants. Categorical grants are awarded to state and local governments for specific purposes, such as specific transportation programs, and have strict limitations and restrictions on how the grant can be spent. Block grants, on the other hand, can be used for much broader purposes and have more flexibility and less oversight attached to how the



grant is used. Some federal programs require states to provide matching funds to access federal money, ensuring states have a stake in the programs they implement.

### ***Implementing Federal Programs***

States play a crucial role in administering federal programs within their jurisdictions, managing the day-to-day operations and ensuring compliance with federal guidelines. They are also responsible for monitoring program performance, collecting data, and reporting outcomes to the federal government to demonstrate program effectiveness.

### ***Complying with Federal Laws***

States are responsible for enforcing federal laws within their borders, working in conjunction with federal agencies to ensure compliance, and addressing any violations that may occur. However, if a state believes that the federal government is exceeding their authority or infringing on their rights, they can challenge the law or regulation through the judicial system.

### **Atypical Bill Passages**

*Although the most common way for a bill to become law is for it to pass both chambers and then receive the governor's signature, there are a couple rarer pathways for a bill to become law.*

#### ***Becoming Law without Governor's Signature***

In February 2023, North Carolina State Senator Vickie Sawyer (R) introduced *NC SB 157, Limited Provisional License Modification*, which was introduced to amend the requirements for obtaining a limited provisional driver's license in North Carolina. The bill quickly passed through the Senate on a 38-5 vote and was sent to the House, where it passed a month later by a 92-15 vote. The bill was sent to then-Governor Roy Cooper (D) where it became law on May 6, 2023, without the Governor's signature.

How is this possible?

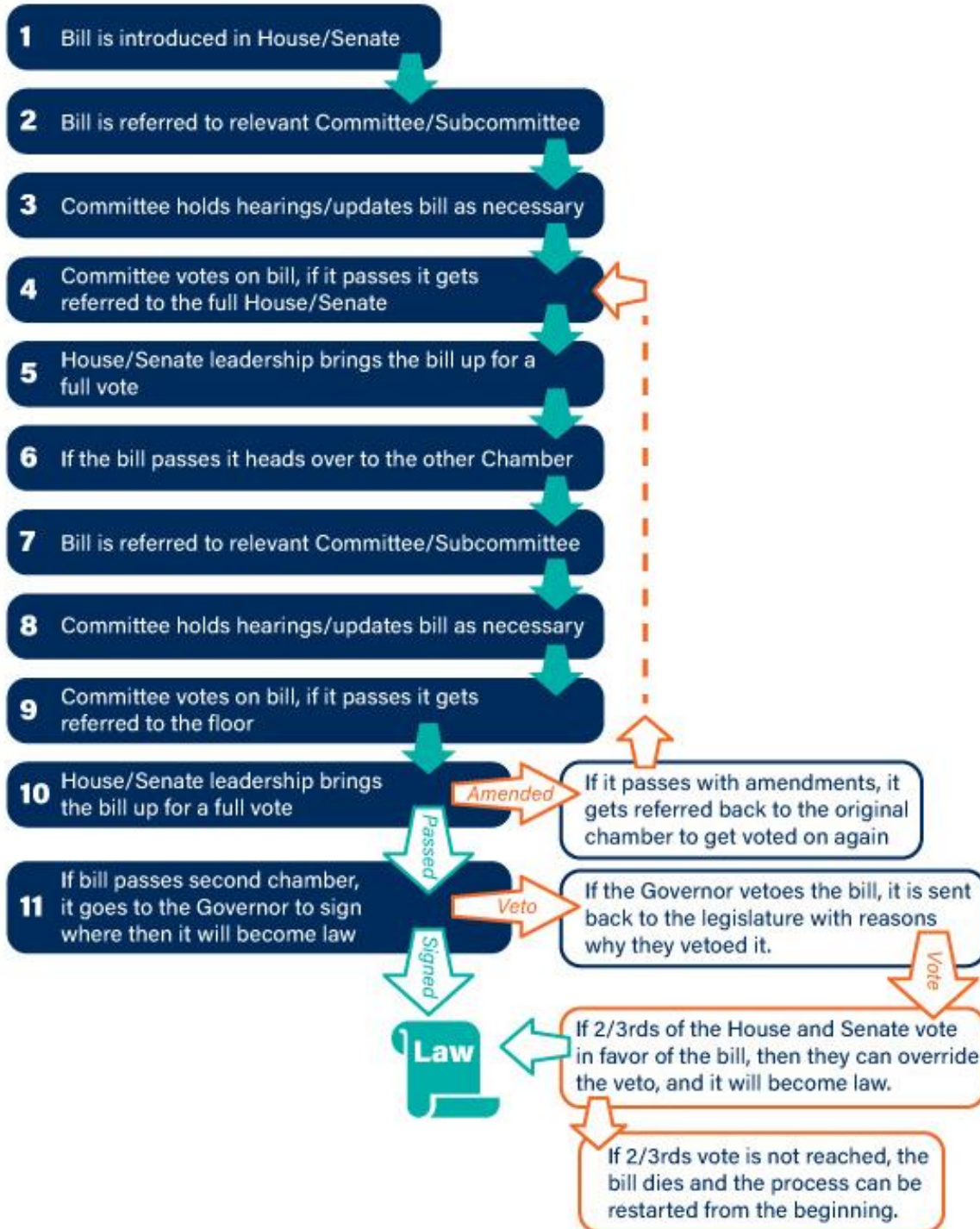
In North Carolina, as well as in other states, the Governor has 10 days to act on legislation and either sign or veto it. If the Governor does not take any action on the legislation during the prescribed time, it automatically becomes law without the Governor's signature.

#### ***Veto Override***

In June 2022, the Massachusetts state legislature, referred to as the General Court, overrode then-Governor Charlie D. Baker's (R) veto of House Bill 4805. The bill allowed illegal immigrants to apply for and obtain a driver's license and prohibit registrars from inquiring about an applicant's citizenship or immigration status. The legislation passed the House on an 118-36 vote in favor and passed the Senate 32-8 before being sent to the Governor. Governor Baker had previously voiced his concerns about the bill and immediately vetoed the legislation, sending it back to the House.

Massachusetts requires a two-thirds majority in the General Court to override a veto, which Democrats held at that time. In the House, the veto override passed 119-36 and the Senate voted to override the veto 32-8. On June 9, 2022, the legislation became law.

## Legislative Process Flowchart





## Part III. Building your Advocacy Day Plan

*Hosting a state advocacy day is one of the most important advocacy methods your chapter can engage in. A state advocacy day allows you to meet with legislators and their staff to discuss and advocate for issues that are vital to your chapter and the industry. Although legislators are the ones crafting and voting on the legislation, our members are the experts in the industry and legislators rely on your input to help shape bills. Meeting with legislators and policymakers allows you to have a seat at the table to promote the inclusion of beneficial policies in legislation.*

*As ATSSA continues to grow our State Government Relations Department, we are revitalizing our state advocacy day process to ensure that it is more streamlined for chapters and that attendees can see the largest benefits at the capital. Now, any chapters wishing to participate in a state advocacy day will need to submit a State Advocacy Day Request Form, which includes creating an action plan and determining your goals for the day.*

**Click on the images below to view and download each form or resource.**



**State Advocacy Day Request Form**



**Advocacy Action Plan Template**  
(Also see “Creating Your Advocacy Day SMART Goals” on [page 21.](#))

*Complete and submit the State Advocacy Day Request and Advocacy Action Plan forms together, via email to ATSSA’s State Government Relations Team.*

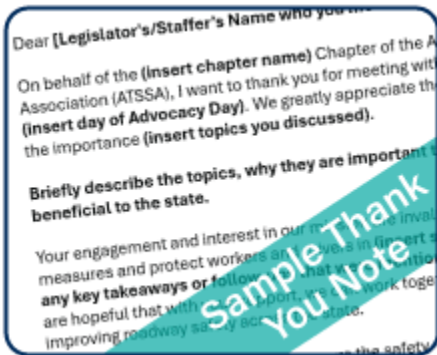


## Advocacy Day Planning Timeline



## Advocacy Meeting Checklist

(Also see “Tips for a Successful Follow-Up” on [page 23.](#))



## Sample Follow-Up/Thank You Note

(Word document)



## Requesting a Site Visit

Inviting members of the legislature to tour your factory or one of your construction sites is a powerful way to educate them about the work you are doing. Site visits provide legislators with firsthand insights into the challenges you and your workers face every day, providing a real-world example of the impact of their legislative decisions. These opportunities allow legislators to appreciate the significance of your projects and advocate more effectively on your behalf.

# Creating Your Advocacy Day SMART Goals

## What are SMART goals?

SMART goals offer a specific format for setting goals for your chapter, creating a template for crafting goals that are **S**pecific, **M**easurable, **A**chievable, **R**elevant and **T**ime-Based. SMART goals will help increase your chapter's likelihood of successfully setting and achieving your goals.

## Importance of SMART Goals in Advocacy

Identifying your chapter's goals is the first step in creating a successful Advocacy Day. SMART goals allow you to identify what you want to accomplish during your Advocacy Day and allow you to determine how they align with your chapter's priorities. They also allow you to establish parameters for how you will measure success of the goal and help you create a timeline for accomplishing your goal, helping to keep your chapter accountable. Once your chapter has identified your SMART goal(s) for an Advocacy Day, then you can begin to outline a successful action plan for implementing your goals.

## Template

**Specific (S):** Clearly define the objective. What exactly does the chapter want to achieve?

- Example: "Our goal is to hold an advocacy day to advocate for the passage of XYZ bill."

**Measurable (M):** Determine how you'll measure success. What metrics or indicators will you use?

- Example: "We want to meet with ten State Senators, including Senate leadership"

**Attainable (A):** Ensure the goal is realistic and feasible given available resources.

- Example: "Position ATSSA as leaders in roadway safety."

**Relevant (R):** Align the goal with ATSSA's mission and/or priorities.

- Example: "Advocating for reduced speed limits in work zones aligns with ATSSA's goal of reaching zero roadway deaths."

**Time-Based (T):** Set a deadline for achieving the goal.

- Example: "Our chapter will hold an advocacy day by the end of Q2."

## Examples

**SMART Goal Example #1 – Planning Your First Advocacy Day:** "In 2025, our chapter will organize our inaugural advocacy day. Our objectives are 1) engage with 12 legislators and educate them about ATSSA and the need for work zone safety legislation and 2) actively involve our chapter members in the advocacy process by having 10 members attend. We

will measure success by tracking the number of legislators who express support for this initiative and by increasing member participation in advocacy-related activities.”

- **Specific:** The goal includes both legislative engagement and member involvement.
- **Measurable:** Track legislators’ support and monitor member participation.
- **Attainable:** Balancing engagement and advocacy are feasible for chapters.
- **Relevant:** Advocating for work zone safety initiatives aligns with ATSSA’s mission and member engagement strengthens our impact.
- **Time-Based:** The goal specifies a one-year timeframe for achievement (2025).

**SMART Goal Example #2 – Advocating for the Passage of Legislation:** “Within the next three months, our chapter will organize an advocacy day at the state capitol. We aim to meet with at least five legislators on the House Transportation Committee and educate them about the benefits of supporting the XYZ Act, which has been stalled in Committee. Our goal is to secure commitments from at least three legislators to actively advocate for the bill’s advancement.”

- **Specific:** The goal focuses on organizing an advocacy day, meeting with legislators, and advocating for a specific piece of legislation (the XYZ Act).
- **Measurable:** The chapter aims to meet with at least five legislators and secure commitments from at least three of them.
- **Attainable:** Given the chapter’s resources and network, this goal is achievable.
- **Relevant:** Advocating for the stalled legislation aligns with the chapter’s mission.
- **Time-Based:** The goal specifies a three-month timeframe for achievement.

**SMART Goal Example #3 – Educate Legislators on the Need for New Legislation:**

“Within the next six months, our chapter will organize an advocacy day at the state capitol. Our objective is to meet with at least 10 legislators and educate them on the need for legislation requiring high schools to include work zone safety training as part of their driver’s education curriculum. We will measure success by tracking the number of legislators who commit to supporting this legislation.”

- **Specific:** The goal focuses on advocating for a specific legislative change (work zone safety training in driver’s education).
- **Measurable:** The chapter aims to meet with 10 legislators and track their commitments.
- **Attainable:** Given the chapter’s resources and mission, this goal is achievable.
- **Relevant:** Advocating for work zone safety aligns with the chapter’s purpose.
- **Time-Based:** The goal specifies a six-month timeframe for achievement.

## Tips for a Successful Follow-Up

*Advocacy does not end once the meeting does but is a year-round avenue for engaging with legislators. Following up with members after a meeting is a crucial step to building and maintaining relationships with members. An immediate follow-up after a meeting reinforces your message and demonstrates your commitment, while long-term follow-ups and engagement help build a lasting relationship and ensures continued support for your cause.*

### Immediately After a Meeting

Following up immediately after a meeting allows you to reinforce the key points you discussed and helps to keep your issues top of mind. This also allows you to share any materials or information you may have mentioned during the meeting, ensuring they have the necessary information to make informed decisions.

#### 1. Send a Thank-You/Follow-up Email

- Send a thank-you email within a day or two of the meeting

#### 2. Recap Key Points and Provide Additional Information

- Briefly summarize the main topics you discussed during the meeting, any agreements or promises made, and/or action items.
- If discussed, send additional information or resources.
- Keep your recap clear and concise, only stick to the topics discussed and do not use this as an avenue for bringing up new topics.

#### 3. Invite the Legislator to Upcoming Events

- If the meeting went well, use this as an opportunity to invite them to speak at a chapter meeting or attend a chapter event.
- Invite the legislator for a site visit, to tour your facility or visit one of your construction sites.

### Long Term Engagement

Regular communication with legislators helps establish a strong, ongoing relationship with legislators and their staff. Keeping legislators updated on developments and inviting them to speak at chapter meetings and attend community events allows you to build relationships, potentially leading to their support in our initiatives.

#### 1. Maintain Regular Contact

- Keep the legislator informed about any developments related to the issues you discussed during your meeting and share any relevant information with them.
- Arrange brief and periodic meetings to discuss ongoing issues and new developments.

- Attend events or coffee hours the legislator is hosting to continue networking and building your relationship with them.

## **2. Engage with Staff**

- Develop relationships with the legislative staff and offer to serve as a resource and subject matter expert for them, sharing information and data.

## **3. Thank them for their Votes**

- If the legislator has introduced or voted in favor of legislation that is beneficial to the industry, send them a brief note thanking them for their actions.





## Part IV. How to Successfully Communicate with Policymakers

Engaging with legislators for the first time may be intimidating for some, but you shouldn't let your fears get in the way of meeting with them. It's important to remember that state legislators, unlike Members of Congress, often have another full-time job and still live in the communities they represent, allowing them to better relate to their constituents and understand the issues they are facing. State legislators rely on industry experts, such as yourself, to provide insight and share your personal stories with them to help shape future and existing legislation. This section provides helpful tips and examples to ensure that you are confident and comfortable for the next time you meet with a legislator.

### Dos and Don'ts for Meeting with Legislators

#### Dos

1. **Come Prepared:** Research the legislator's party affiliation, committee memberships and voting history on related legislation. Tailor your message to align with their interests and past actions.
2. **Position Yourself as Roadway Safety Experts:** At the beginning of the meeting introduce yourself and emphasize your expertise in roadway safety. Mention any relevant qualifications, experience or notable projects you have worked on.
3. **Be Concise:** Craft a clear and concise message about the issue you're advocating for. Stick to the key points and avoid tangents.
4. **Know Your Asks:** Clearly articulate what you're asking the legislator to do, whether it's supporting specific legislation, funding priorities or policy changes.
5. **Tell Personal Stories:** Share personal stories or anecdotes that illustrate the impact of the issue on constituents or the community.
6. **Prioritize Your Requests:** Clearly outline your key requests and prioritize them. Focus on the most critical issues to ensure your message is impactful and memorable, and that you don't overwhelm them with information.
7. **Be Respectful:** Treat the legislator and their staff with respect, regardless of political differences. Maintain a professional demeanor throughout the meeting.
8. **Focus on Solutions:** Offer constructive solutions to the problem you're addressing. Highlight potential benefits and outcomes of supporting your cause.
9. **Stay Positive:** Maintain a positive and optimistic tone during the meeting. Emphasize the potential for positive change and the importance of working together.

10. **Develop Relationships with Staff:** Build relationships with the staff members of legislators. They are often the gatekeepers and can be influential in shaping the legislator's views and decisions. Staff members may also be more knowledgeable on specific topics and more willing to engage in high level discussions.
11. **Engage with Opponents:** Meeting with officials who oppose your legislative priorities can be more beneficial than meeting with supporters. Use these opportunities to understand their concerns and find common ground.
12. **Accept Setbacks:** Not all meetings will result in immediate success. Understand that setbacks are part of the process and use them as learning experiences to improve your advocacy efforts moving forward.
13. **Develop a Year-Round Relationship:** Maintain regular contact with legislators, not just when you need something. Building a consistent relationship helps keep your issues on their radar.
14. **Utilize District Events:** Attend district events, coffee hours and other public gatherings. These settings provide informal opportunities to connect with officials and discuss your issues in a less formal setting.
15. **Follow Up:** Send a thank you email or letter after the meeting, reiterating your key points and expressing gratitude for their time and attention.

## **Don'ts**

1. **Don't Ramble:** Avoid going off on tangents or providing excessive detail. Keep your message focused and to the point.
2. **Don't Be Confrontational:** Refrain from confrontational or aggressive behavior, even if you disagree with the legislator's stance on an issue. Maintain a respectful dialogue.
3. **Don't Assume Knowledge:** Don't assume that the legislator is familiar with the issue or your organization. Provide necessary background information to ensure understanding.
4. **Don't Make Empty Threats:** Avoid making empty threats or ultimatums during the meeting. Focus on building a constructive relationship rather than issuing demands.
5. **Don't Get Discouraged:** If the legislator doesn't immediately commit to your asks, don't get discouraged. Building support for an issue often takes time and persistence.
6. **Don't Overpromise:** Avoid making unrealistic promises or commitments on behalf of your organization or constituents. Be honest about what you can realistically achieve.
7. **Don't Monopolize the Conversation:** Allow the legislator to ask questions and share their perspective. Allow others in your group to also advocate on behalf of their company. Listen actively and respectfully to their input.
8. **Don't Get Political:** Focus solely on traffic safety. Avoid letting your personal political views or opinions about the legislator influence your interaction. Present yourself as a nonpartisan expert dedicated to improving roadway safety.

## Potential Arguments and Counterarguments

We know that safer roads save lives, and that passing legislation is a key step towards fulfilling our mission Toward Zero Deaths, however as we expand efforts to advocate for safer roads and work zones, it is crucial to be prepared for potential pushback from legislators and policymakers. To support you in these discussions, we have compiled a set of counterarguments addressing common concerns and objections you may hear from legislators. These points will help you effectively communicate the importance of our initiatives and the benefits they bring to public safety.

Below, you'll find counterarguments for the following issues:

1. Unmanned speed enforcement systems being labeled as “Big Brother.”
2. The necessity of reducing speed limits and having speed cameras in work zones.
3. The importance of work zone safety training for teen drivers.
4. The financial burden of implementing more work zone safety initiatives.

### Issue 1: Unmanned Speed Enforcement Systems are “Big Brother”

**Legislator’s Argument:** “Unmanned speed enforcement systems are an invasion of privacy and represent a ‘Big Brother’ approach to law enforcement. They monitor and record citizens’ movements without their consent, which is a significant overreach of the government.”

#### Counterarguments

1. **Public Safety Priority:** “While privacy is important, the primary goal of these systems is to enhance public safety by reducing speeding and preventing accidents, especially in high-risk areas. Evidence shows that these systems can lead to a decrease in accidents and fatalities.”
2. **Data Security:** “Modern speed enforcement systems are designed with robust data security measures to ensure that personal information is protected and used solely for traffic enforcement purposes.”
3. **Proven Effectiveness:** “Studies have shown that unmanned speed enforcement systems can significantly reduce speeding and related accidents, leading to safer roads for everyone.”
4. **Cost-Effectiveness:** “Unmanned systems can be more cost-effective than having police officers stationed in every work zone, allowing law enforcement to allocate resources more efficiently.”

## Issue 2: Reducing Speed Limits/Having Speed Cameras in Work Zones Aren't Necessary

**Legislator's Argument:** "Reducing speed limits and installing speed cameras in work zones are unnecessary measures. Drivers are already cautious in these areas, and additional regulations only create an inconvenience."

### Counterarguments

1. High Risk in Work Zones: "Work zones are high-risk areas where workers are often near moving traffic. These areas are particularly hazardous, not only to our workers but to all roadway users, with a significant number of accidents occurring due to speeding. Reducing speed limits and using speed cameras can greatly enhance safety for both workers and drivers."
2. Evidence of Effectiveness: "Speed cameras in work zones have been shown to reduce speeding and improve compliance with speed limits, leading to fewer accidents and injuries. Additionally, implementing speed cameras and reducing speed limits can lead to long-term behavioral changes among drivers."
3. Cost of Accidents: "The cost of accidents in work zones, both in terms of human lives and economic impact, far outweighs the cost of implementing speed cameras and reducing speed limits. Investing in safety can ultimately save money for taxpayers and the state."

## Issue 3: Teen Drivers Don't Need Work Zone Safety Training

**Legislator's Argument:** "Teen drivers already have enough to learn without adding work zone safety training to their curriculum. It's an unnecessary burden on young drivers."

### Counterarguments

1. Inexperience and Risk: "Teen drivers are among the most inexperienced on the road and statistically are more likely to be involved in accidents due to inexperience. Work zone safety training can provide them with the necessary skills to safely navigate these high-risk areas."
2. Educational Benefits: "Work zone safety training programs can serve as an important tool for educating teen drivers about the unique hazards of work zones, such as sudden lane shifts and the presence of workers, which they might not encounter in regular driving conditions. Teaching young drivers about the specific challenges and responsibilities they face in work zones can lead to safer driving habits overall."
3. Proven Success: "States that have implemented work zone safety training for teen drivers have seen positive outcomes, including reduced accident rates and increased awareness of road safety."

## Issue 4: Financial Burden/Cost of Implementing More Work Zone Safety Initiatives

**Legislator's Argument:** "The state already has numerous work zone safety protocols, implementing more initiatives will impose a significant financial burden on the state. These costs could be better allocated to other pressing needs."

### Counterarguments

1. Long-Term Savings: "Investing in and implementing these safety measures may have initial costs, but the long-term benefits in terms of reduced accidents, injuries and associated costs outweigh the upfront expenses. Investing in work zone safety initiatives now can lead to long-term savings by reducing the number of accidents, which in turn lowers medical costs, legal fees and compensation claims."
2. Economic Impact of Accidents: "The economic impact of work zone accidents, including lost productivity and project delays, far outweigh the initial investment in safety measures. Workplace injuries can lead to significant indirect costs, such as lost productivity."
3. Enhanced Public Safety: "Improving work zone safety not only protects workers but also enhances public safety, reducing the likelihood of accidents that can cause traffic delays and additional costs to the community."

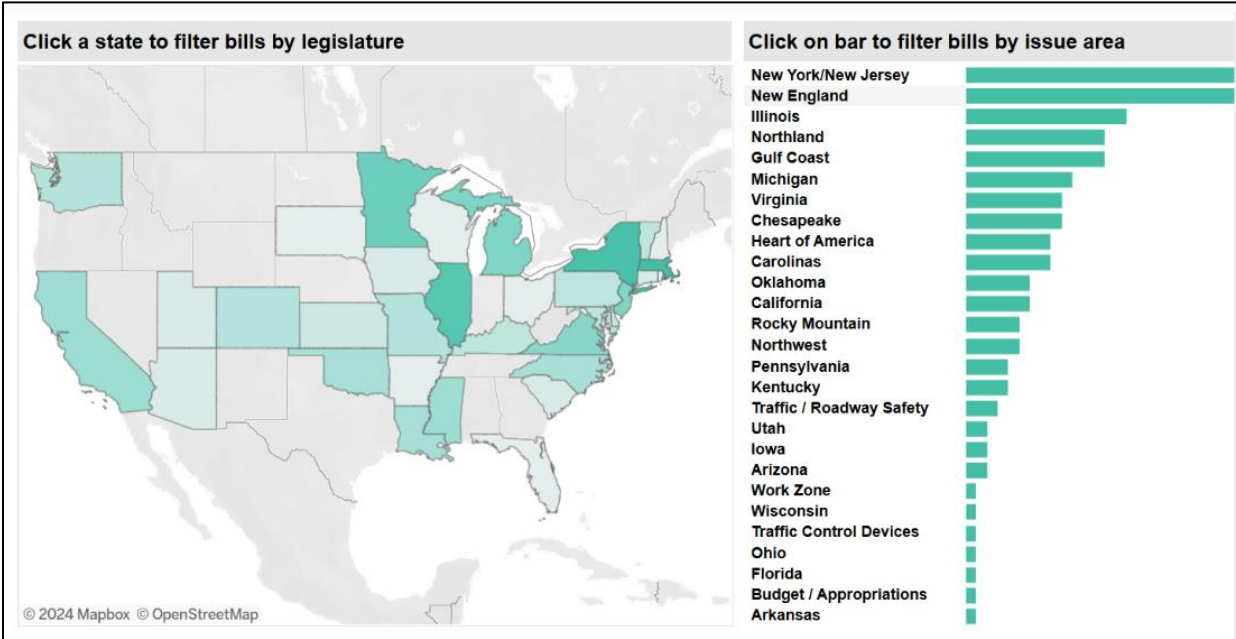


## Part V. Tracking Legislation

As part of revitalizing ATSSA’s State Government Relations Department, we are thrilled to announce the rollout of our state policy map beginning in 2025, an exclusive benefit for ATSSA members. The policy map will allow you to see in real time what the State Government Relations Department is tracking in your state. The map displays all legislation they are tracking and provides summaries and links to the bill text. You can filter by either key issues or by state and be able to see at a glance what they are working on.

[Find features and instructions on using the state policy map here.](#)

[View the State Policy Map.](#)



## Appendix: State Websites

### Alabama

Legislature: <https://alison.legislature.state.al.us/>  
State: <https://www.alabama.gov/>  
Governor: <https://governor.alabama.gov/>

### Alaska

Legislature: <https://akleg.gov/>  
State: <https://alaska.gov/>  
Governor: <https://gov.alaska.gov/>

### Arizona

Legislature: <http://www.azleg.gov/>  
State: <https://az.gov/>  
Governor: [https://azgovernor.gov](https://azgovernor.gov/)

### Arkansas

Legislature: <https://www.arkleg.state.ar.us/>  
State: <https://portal.arkansas.gov/>  
Governor: <https://governor.arkansas.gov/>

### California

Legislature: <https://leginfo.legislature.ca.gov/>  
State: <https://www.ca.gov/>  
Governor: <https://www.gov.ca.gov/>

### Colorado

Legislature: <https://leg.colorado.gov/>  
State: <https://www.colorado.gov/>  
Governor: <https://www.colorado.gov/governor/>

### Connecticut

Legislature: <http://www.cga.ct.gov/>  
State: <https://portal.ct.gov/>  
Governor: <https://portal.ct.gov/governor>

### Delaware

Legislature: <http://legis.delaware.gov/>  
State: <https://delaware.gov/>  
Governor: <https://governor.delaware.gov/>

### Florida

Legislature: <http://www.leg.state.fl.us/>  
State: <https://www.myflorida.com/>  
Governor: <https://www.flgov.com/>

### Georgia

Legislature: <https://www.legis.ga.gov/>  
State: <https://georgia.gov/>  
Governor: <https://gov.georgia.gov/>

### Hawaii

Legislature: <http://www.capitol.hawaii.gov/>  
State: <https://portal.ehawaii.gov/>  
Governor: <https://governor.hawaii.gov/>

### Idaho

Legislature: <https://legislature.idaho.gov/>  
State: <https://www.idaho.gov/>  
Governor: <https://gov.idaho.gov/>

### Illinois

Legislature: <http://www.ilga.gov/>  
State: <https://www.illinois.gov/>  
Governor: <https://gov.illinois.gov/>

### Indiana

Legislature: <http://iga.in.gov/>  
State: <https://www.in.gov/>  
Governor: <https://www.in.gov/gov/>

### Iowa

Legislature: <https://www.legis.iowa.gov/>  
State: <https://www.iowa.gov/>  
Governor: <https://governor.iowa.gov/>

### Kansas

Legislature: <http://www.kslegislature.org/li/>  
State: <https://portal.kansas.gov/>  
Governor: <https://governor.kansas.gov/>

### Kentucky

Legislature: <https://legislature.ky.gov/>  
State: <https://www.kentucky.gov/>  
Governor: <https://governor.ky.gov/>

### Louisiana

Legislature: <https://legis.la.gov/legis/>  
State: <https://www.louisiana.gov/>  
Governor: <https://gov.louisiana.gov/>

**Maine**

Legislature: <https://legislature.maine.gov/>  
State: <https://www.maine.gov/>  
Governor: <https://www.maine.gov/governor/>

**Maryland**

Legislature:  
<https://mgaleg.maryland.gov/mgawebsite/>  
State: <https://www.maryland.gov/>  
Governor:  
<https://governor.maryland.gov/leadership/Pages/governor.aspx>

**Massachusetts**

Legislature: <http://www.mass.gov/legis/>  
State: <https://www.mass.gov/>  
Governor:  
<https://www.mass.gov/orgs/governor-maura-healey-and-lt-governor-kim-driscoll>

**Michigan**

Legislature: <http://www.legislature.mi.gov>  
State: <https://www.michigan.gov/som>  
Governor: <https://www.michigan.gov/whitmer>

**Minnesota**

Legislature: <http://www.leg.state.mn.us/>  
State: <https://mn.gov/portal/>  
Governor: <https://mn.gov/governor/>

**Mississippi**

Legislature: <http://billstatus.ls.state.ms.us/>  
State: <https://www.ms.gov/>  
Governor: <https://governorreeves.ms.gov/>

**Missouri**

Legislature:  
<https://www.mo.gov/government/legislative-branch/>  
State: <https://www.mo.gov/>  
Governor: <https://governor.mo.gov/>

**Montana**

Legislature: <https://leg.mt.gov/>  
State: <https://mt.gov/>  
Governor: <https://governor.mt.gov/>

**Nebraska**

Legislature: <http://nebraskalegislature.gov/>  
State: <https://www.nebraska.gov/>  
Governor: <https://governor.nebraska.gov/>

**Nevada**

Legislature: <http://www.leg.state.nv.us/>  
State: <https://nv.gov/>  
Governor: <https://gov.nv.gov/>

**New Hampshire**

Legislature: <http://www.gencourt.state.nh.us/>  
State: <https://www.nh.gov/>  
Governor: <https://www.governor.nh.gov/>

**New Jersey**

Legislature: <http://www.njleg.state.nj.us/>  
State: <https://www.nj.gov/>  
Governor: <https://www.nj.gov/governor/>

**New Mexico**

Legislature: <http://www.nmlegis.gov/lcs/>  
State: <https://www.nm.gov/>  
Governor: <https://www.governor.state.nm.us/>

**New York**

Legislature: <http://assembly.state.ny.us/>  
State: <https://www.ny.gov/>  
Governor's: <https://www.governor.ny.gov/>

**North Carolina**

Legislature: <http://www.ncga.state.nc.us/>  
State: <https://www.nc.gov/>  
Governor: <https://governor.nc.gov/>

**North Dakota**

Legislature: <http://www.legis.nd.gov/>  
State: <https://www.nd.gov/>  
Governor: <https://www.governor.nd.gov/>

**Ohio**

Legislature: <https://www.legislature.ohio.gov/>  
State: <https://ohio.gov/home>  
Governor: <https://governor.ohio.gov/home>



**Oklahoma**

Legislature: <https://www.okhouse.gov/>  
State: <https://oklahoma.gov/>  
Governor: <https://oklahoma.gov/governor.html>

**Oregon**

Legislature: <https://www.oregonlegislature.gov/>  
State: <https://www.oregon.gov/>  
Governor: <https://www.oregon.gov/gov/>

**Pennsylvania**

Legislature: <http://www.legis.state.pa.us/>  
State: <https://www.pa.gov/>  
Governor: <https://www.pa.gov/en/governor.html>

**Rhode Island**

Legislature: <http://www.rilin.state.ri.us/>  
State: <https://www.ri.gov/>  
Governor: <https://governor.ri.gov/>

**South Carolina**

Legislature: <http://www.scstatehouse.gov/>  
State: <https://sc.gov/>  
Governor: <https://governor.sc.gov/>

**South Dakota**

Legislature: <http://legis.state.sd.us/>  
State: <https://www.sd.gov/>  
Governor: <https://governor.sd.gov/>

**Tennessee**

Legislature: <https://www.capitol.tn.gov/>  
State: <https://www.tn.gov/>  
Governor: <https://www.tn.gov/governor.html>

**Texas**

Legislature: <http://www.capitol.state.tx.us/>  
State: <https://www.texas.gov/>  
Governor: <https://gov.texas.gov/>

**Utah**

Legislature: <https://le.utah.gov/>  
State: <https://www.utah.gov/index.html>  
Governor: <https://governor.utah.gov/>

**Vermont**

Legislature: <http://www.leg.state.vt.us/>  
State: <https://www.vermont.gov/>  
Governor: <https://governor.vermont.gov/>

**Virginia**

Legislature: <http://viriniageneralassembly.gov/>  
State: <https://www.virginia.gov/>  
Governor: <https://www.governor.virginia.gov/>

**Washington**

Legislature: <https://www.leg.wa.gov/>  
State: <https://wa.gov/>  
Governor: <https://governor.wa.gov/>

**West Virginia**

Legislature: <http://www.legis.state.wv.us/>  
State: <https://www.wv.gov/>  
Governor: <https://governor.wv.gov/>

**Wisconsin**

Legislature: <http://legis.wisconsin.gov/>  
State: <https://www.wisconsin.gov/>  
Governor: <https://evers.wi.gov/>

**Wyoming**

Legislature: <http://legisweb.state.wy.us/>  
State: <https://www.wyo.gov/>  
Governor: <https://governor.wyo.gov/>



**American Traffic Safety Services Association**  
150 Riverside Parkway, Suite 311, Fredericksburg, VA 22406  
512 8<sup>th</sup> Street SE, Washington, DC 20003  
[ATSSA.com/Government](https://www.atssa.com/Government)

